



WEB DESIGNING & WEB DEVELOPMENT



100% Practical Course with 18 Certifications

100% Job Assistance

**Become a Certified Web Designer & Developer
Digital Marketer with Graphic Skill Set**



Advanced Web Designing & Development Diploma



MODULE 1: WEB PROGRAMMING

HTML5: HYPER TEXT MARKUP LANGUAGE-5

HTML and HTML5

History & Fundamental HTML
Marking up body text
Working With Images & Links
Creating lists & Tables
HTML5 Forms Audio and Video
Embed fonts in a web page
HTML5 Graphics
HTML5 Canvas/SVG
HTML5 Forms

1. HTML – OVERVIEW

Introduction to HTML
Getting started with HTML
What is in the head?
Metadata in HTML
Element attributes
Advantages of HTML
HTML Doctypes

2. BASIC TAGS IN HTML

HTML Heading
Paragraph Tag

3. ELEMENTS IN HTML

HTML Tag vs. Element

4. FORMATTING IN HTML

Formatting Text in HTML
Grouping in HTML

5. HTML LISTS

Unordered Lists
Ordered Lists
Start Attribute
Nesting Lists
List Item Styling

6. META TAGS

HTML <meta> tag
Uses of Meta Tags in HTML

7. COMMENTS

Valid vs Invalid Comments
Multiline Comments
Conditional Comments
Using Comment Tag

8. IMAGES

HTML Image
Attributes of HTML img tag
Use of alt attribute

9. TABLES

HTML Table Tags
HTML Table with Border
HTML Table with cell padding
HTML Table with colspan
HTML Table with rowspan
HTML table with caption

10. IMAGE LINKS

Mouse-Sensitive Images
Server-Side Image Maps
Coordinate System

11. EMAIL LINKS

HTML Email Tag
Default Settings

12. TEXT LINKS

Linking Documents
The target Attribute
Linking to a Page Section
Download Links

13. FRAMES

Creating Frames
The <frameset> Tag
Attributes
The <frame> Tag Attributes
Browser Support for Frames
Frame's name and target attributes

14. BLOCKS

Block-level Elements
Inline Elements
The <div> Element
The Element

15. BACKGROUNDS

Html Background with Colors
Html Background with Images
Patterned & Transparent
Backgrounds

16. COLORS

Color Names, Background
Color, Border Color, Color
Values, HTML Color Coding
Methods, Hex Codes – RGB

17. FONTS

Set Font Size
Relative Font Size
Setting Font Face
Specify alternate font faces
Setting Font Color

18. FORMS

HTML Form, HTML Form
Syntax, HTML TextField
Control, Label Tag in Form
HTML Password Field Control
Radio Button Control
Submit button control

19. EMBED MULTIMEDIA

HTML <embed> Tag
HTML <bgsound> Tag
HTML <object> Tag

20. HTML HEADER

HTML Header Tag
HTML Style Sheet
External Style Sheet
Internal Style Sheet
Inline Style Sheet

21. HTML LAYOUTS

Description of various
Layout elements

22. TAG REFERENCE

HTML tags

23. ATTRIBUTE REFERENCE

Global event handlers
Content versus IDL
attributes
Boolean Attributes

24. SPECIAL THINGS


Special Characters
Different graphic
formats
Interlacing/Progressive
Display
Putting your site
Online

25. PROJECT

☑ **MODULE 2: CSS (L – 1, 2) Web Programming**

CSS - CASCADING STYLE SHEETS (L-1, 2)

- CSS different types of method
- HTML Style
- Class Style
- DIV Style
- Group Style
- Different link style



☑ **MODULE 3: JS (L – 1, 2) Web Programming**

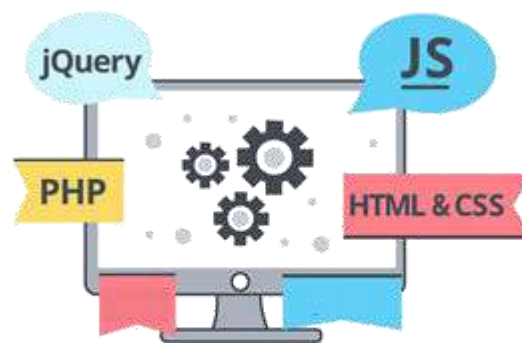
JAVA SCRIPT (LEVEL 1,2)

- **JAVASCRIPT (LEVEL 1,2) COURSE DETAILS:**
- Fundamental Java Scripting
- Functions: Defining & Calling
- Using Variables local, global
- Programming (If, While, Loops)
- Strings & ARRAYS, Event handling,
- Objects, Methods & Properties.... etc.



WEB DESIGN

Continued ➡➡➡



DEVELOPMENT

Continued ➡➡➡

☑ **MODULE 4: PROFESSIONAL WEB GRAPHICS**

ADOBE PHOTOSHOP™

- You can create Patterns and Artistic
- Designs using Fills and Colours for Web Buttons
- You can Create Web Backgrounds
- You can Import and Export your Images.
- Retouch, Manipulate and Enhance Designs/ Logos
- Interface: Color Spaces, Document Window
- **THE TOOLBOX, MENUS, PALETTES, OPTIONS BAR**
- Shortcuts, Getting Assistance, Workplaces
- Image Editing, Resolution, Correction, Saturation
- Tool Box, Navigator, Info, Option, Swatches, Brushes
- Tool Bar: Rectangle Marquee Tool, Elliptical Marquee Tool:
The marquee tools make rectangular, elliptical, single row, and single column selections.
- Edit Lasso Tool: The lasso tools make freehand, polygonal (straight-edged), and magnetic (snap-to) selections.
- Polygon Tool: The Polygonal Lasso tool is useful for drawing straight-edged segments of a selection border.
- Crop Tool: The Crop tool trims images.
- **IMAGE AND TEXT EDITING.**
- 1) Image Size
- * Wireframe Wireframe — displays simple wireframe in addition to intermediate blend shapes.
- 2) Different Modes for filling colors
- Color Mode | Multiply Mode
- Screen Mode | Opacity of color
- Fill gradient | Merge Down
- Strokes/outlines | Rasterize the shapes
- Canvas Size | Type Tool
- Vertical Type Tool | Type Mask Tool
- Adjustments - Brightness/contrast
- Magic wand Tool: The Magic Wand tool selects similarly colored areas.
- Editing in Photoshop: Free Transform, Transform, Scale, Horizontal scale and vertical scale specify the proportion between the height and width of the type.
- Rotate: The Rotate commands let you rotate or flip an entire image
- Skew, distort: The Distort filters geometrically distort an image, creating 3D or other reshaping effects.



LIVE PROJECTS: Image Mixing, Re-touching, Layering, WEB Buttons, WEBSITE Backgrounds, Image touch

✓ **MODULE 5: WEB EDITOR**

ADOBE DREAMWEAVER™

Dreamweaver Course Details:

- Using the Site Window, Set your local site
- Image Hyperlinks, Properties
- Insert Flash Animation, Flash Video
- Displaying Data with Tables
- Design a page layout using tables
- Div Tag, AP Div
- Spray Menu, Spray Tab
- **Rollover Image, Navigation Bar with Rollovers & links**
- Spray Accordion, Spray Collapsible
- Linking (Text Hyperlinks)
- Hyperlinks
- Internal Linking
- External and Email Linking
- Anchor Linking

DISPLAYING DATA WITH TABLES

- Create a table for data
- Add or remove rows & columns
- Design a page layout using tables
- Layout view, Standard view
- Add color to the table
- Turn the table into layers

BUILDING FRAMES AND FRAMESETS

- Create a frameset
- Set borders
- Load frames

ANIMATING WITH TIMELINES

- Use the timelines panel
- Record a simple animation
- Add a layer and keyframe
- Control layer properties with timelines
- Animating with timelines



USING A FORM TO COLLECT DATA

- Create a form
- Add text fields and labels
- Add different buttons
- Add checkbox, list or a menu
- Create a Jump Menu to navigate to different URLs
- Re-using items in your Web Site
- Create a library item from Existing content
- Add a library item to a page
- Make changes to a library item
- Use Behaviors and Styles in library items

APPLYING A TEMPLATE

- Create a template
- Apply a template to a Web page
- Make changes to a template
- Use Behaviour's, Styles and Timelines in Templates Web Authoring, Forms, Tables,
- Layout / Standard view, Building frames, framesets

✓ **MODULE 6: HOSTING WEBSITE & UPLOADING URL**

WEB HOSTING FTP: File Transfer Protocol

- How to take a hosting plan
- Hosting Domains on Cpanel
- Using Cpanel to Create EMAIL's of your domain
- Pointing Name Servers to the domains
- Live Domain Registration
- Assigning Web Mails
- Creating Pop mails, Control Panel features
- How to buy Hosting plans : **Web Hosting**
- Website Hosting Basics
- Domain Name Registration
- Configuring DNS

Website upload and stabilization



✓ **MODULE 7: WORDPRESS BLOGS**

HOW TO CREATE BLOGS with WORDPRESS

- Creating WordPress Blog
- Installing WordPress Themes
- WordPress Plug-ins, Widgets
- Using the WordPress Dashboard
- Get configured: customize your theme to make your blog your own.
- Upload a custom header
- Add specialized content with widgets: Widgets allow you to add interesting and useful text, images, or navigation elements to the sidebars of your blog (the parts other than your posts). To add and configure widgets, go to My Sites → Customize → Widgets. (To learn what's possible and how to put widgets to work for you, check out this section of the guide.)
- Personalize your blog with custom fonts and colors
- Creating pages / page title & body text
- Draft vs. Publishing Blogs.

Basic & Advance SEO: Search Engine Optimization

✓ **MODULE 8: SEO (SEARCH ENGINE OPTIMIZATION) PART – 1**

SEO: Keyword Research & On-Page Optimization

- Types of Internet Marketing Methods
- How the search engine works?
- Understanding the SERP
- Using Search Operators
- Google Search Engine Architecture
- Google INDEXES, how is data stored?

INTRODUCTION TO KEYWORD RESEARCH

- Business Analysis
- Types of Keywords
- Keyword Research Methodology
- Keyword Proximity,
- Keyword Density
- Keyword Analysis
- IMAGE OPTIMIZATION
- Internal Link Building
- Robots file Optimization
- URL renaming/re-writing



✓ **MODULE 9: SEO ON-Page Optimization PART – 2**

- On-Page Optimization
- Meta Tags Optimization
- Canonical Tag
- Website Analysis
- Heading Tags In Contents
- Header Keyword Optimize
- WEBSITE Footer Keyword optimize
- Content Optimization.
- Write For Humans First and Search Engines Second
- Use Targeted Keywords in All the Right Places



☑ **MODULE 10: SEO OFF-PAGE OPTIMIZATION PART - 3**

- **Types of Linking Methods**
- Free Links / Paid Links
- Directory Submissions for SEO
- **WordPress SEO**
- Installing Plugin
- Activating Plugin
- Putting relevant tags
- Submission to Search E
- Directory Submission
- Deep Linking
- Article writing/directory
- Classified submissions
- Press Release
- Link building
- GOOGLE SITE MAPS
- Sitemap Creation, XML
- Creating Competitor Report for Analysis.
- Copy-scape
- Duplicate Content Issues
- Usage of all Tags

SEO

REPORTING IN SEO

- COMPETITOR ANALYSIS
- **SEO Website AUDITING**
- USING THIRD PARTY TOOLS

☑ **MODULE 11: WEBSITE MARKETING ON GOOGLE**

HOW GET YOUR WEBSITE on GOOGLE MAPS & SEARCH with LOCAL SEO

Local SEO and your Company's GMB Page Rankings

1. What's Local SEO?
2. Getting Your Company on Google's Local 3-Pack
3. How Can Local SEO Impact Your Organization?
4. Tips for ranking your GMB page high



WEB Page Rankings # 1

CLAIMING & SETTING UP GOOGLE MY BUSINESS OPTIMIZATION

1. Claim / Create a Google My Business Listing
2. Request Ownership of a Listing
3. Verify Your Google My Business Listing
4. Upload Photos & Videos to Your GMB Listing
5. Managing REVIEWS for growing your business.
6. Setting up entire Company information & username with advanced details.



HOW TO CREATE MARKETING TOOLS TO ATTRACT MORE CUSTOMERS?

1. Learn to Create Offers on Google Search
2. Create Events on Google Maps & Search
3. Add latest Updates to your Listing.

Analysing and Measuring Google My Business Traffic Data

1. Why You Should Track Google My Business
2. How Do I Track Google My Business Traffic To My Site?
3. Analytics insight from Traffic Source & Keywords
4. Analyse Customer Actions on your search & map listing



GOOGLE CERTIFICATE

How to Setup of Essential of Updates Google My Business

1. Appointment URL's Function
2. Direct Messaging with your Customers
3. Setting up the Messaging and syncing with your mobile

How to Setup / SETTINGS OF Your LISTING LOCAL SEO

Categories, Services, Messaging, Appointments and Products on Google Search & Maps Updating Pricelist

- ✓ Setting up Google Business Essentials
- ✓ How to create your Admins, Users and give permissions to Managers, Site owners.
- ✓ Adding & Managing Multiple Locations
- ✓ Learn to manage SETTINGS of your GMB

☑ MODULE 12: MOBILE APP CREATION & MOBILE WEBSITE

NO CODE APP DEVELOPMENT™

No-Code APP DEVELOPMENT Program for Students

The Goal is to democratize the design and development process of applications and help everyone create their own unique applications irrespective of their technical skills, knowledge or budget. However, getting the next generation of app developers accustomed with no-code app building is crucial if they want to utilize this software. That is the goal of our student app developer program.

The MOBILE App Development gives Students hands on approach to Learning App Development

- Useful for both Personal & Business Purposes.
- Cloud Based Online App Builder Platform
- Test App on your mobile and web devices
- Easy Set-Up and Implementation

No Coding Skills
Required
Just Drag & Drop.



App Developer Program is specifically designed to help Students deliver mobile app development learning in the most innovative ways, which inspires creativity and foster entrepreneurship among students who want to achieve new heights in this fast-growing app industry.

You will easily learn and execute the basics of mobile apps, without any coding knowledge.

The Select > Design > Build process guides students to create apps in a logical order, helping them cultivate critical and creative thinking



This is a Mobile App Development Curriculum for Students with No Coding Skills

It allows students with no programming skills, to create mobile apps in a matter of minutes. There is no need to install or download anything, students can simply drag & drop the app pages to create the mobile apps online.

✓ **MODULE 13: WEBSITE ANALYTICS WITH GOOGLE**

WEB ANALYTICS OVERVIEW

Introduction to Google Analytics

- Home Tab / Realtime Data
- Dashboard / Widgets
- Customize dashboard
- Intelligent Events / Shortcuts
- Interface Feature
- Date selection and comparison
- Exporting reports
- Audience / Overview
- Demographics / Behavior
- Technology / Custom Visitors Flow



- ✓ Analyzing Google Analytics Reports
- ✓ Understanding Dashboard, Bounce Rate
- ✓ Traffic Source, Traffic Behavior
- ✓ WEBSITE PERFORMANCE
- ✓ TOOLS – BROKEN LINKS
- ✓ SERP TOOLS

☑ **MODULE 14: WEB UTILITIES**

- **GIF ANIMATOR**
- Animation Wizard to create GIF
- Adjusting Colour, Special Effects
- Attributes- Menu, Commands, Creating Ads.
- **3D XARA**
- Positioning, Rotating, Sizing,
- 3D Extrude, Bevel, Altering Lights
- Creating Animated GIF / AVI
- **MORPHING**
- Makes Digital Movies, 2D Movies
- Transforms an Image to another image
- 3D XARA
- Morphing
- Social Media Marketing - Integrating Links
- Embedding YouTube Videos

☑ **MODULE 15: INFOGRAPHICS FOR WEBSITES AND MARKETING**

Infographics MARKETING are a visually compelling communication medium that done well can communicate complex data! Why Infographics for your Website Marketing Strategy? Cause most of the Infographics tend to get viral and help in search engine ranking. An Infographic that is linked and compelling by its nature gets traffic to your website & blog as people “share” & “click”.

☑ **MODULE 16: FREELANCING & STARTING YOUR BUSINESS**

How to Start a Web Designing Agency
Where do I get my clients from, places and areas to look for?
Approach and Strategies to Convert your prospective clients
How to Pitch to your clients, prove Digital Marketing is superior
Target Oriented Marketing - Impress with Analytic
Business Extensions with Upsell & Selling multiple products



☑ **MODULE 17: PERSONAL BRANDING – With LinkedIn – Job Search**

1. Define Personal Branding.
2. Understand the Main Concepts About Personal Branding.
3. Identify One's Personal Work Values, Abilities, Skills and Values.
4. Creating an Online Presence Strategy for Self
5. Understand Branding and Implementing Self-Branding.
6. How to get people on LINKEDIN TO SEARCH FOR YOU
7. Get Company Offers to HIRE YOU and How to Use **LINKEDIN** to APPLY FOR JOBS.



Advance
Web
Designing &
Development



Soft Skills:

☑ **MODULE 18: INTERVIEW PREPARATION**

1. How do you Introduce yourself in an Interview?
2. What should I say in & prepare in an interview?
3. How to Answer Technical Jargon Questions?
4. Learn to Answer the 3 types of Web & Digital Media Questions?
5. How to Answer Futuristic Questions?
6. PREPARING FOR QUESTIONS ASKED IN THE INTERVIEW

☑ **MODULE 19: BUILDING RESUME**

1. Best Resume Writing Strategies & Tips
2. Creating Your Resume with Attractive Graphics
3. How to Lead with Your Best Information
4. Learn to Create a Format that Is Easy to Read
5. Dos and Don'ts of Resume - What to Add?
6. Creating a Professional & Uniform Look of Your Resume



SAVE 50%
on the full
collection



DADAR / MATUNGA Rd West Nr Station
Opp. Movie Time Cinema, Vimal Udyog 1st Floor,
9833900330 | 9930375161

ANDHERI WEST Near Station
Pearl Plaza, Office 704, 7th Floor
9324347326 | 9820936176

✓ **MODULE 20: WORDPRESS CMS Programming Part 1 Syllabus**

What Is WordPress?

- ~ Basics & Fundamentals of WordPress.
- ~ Domain names and website hosting
- ~ Choosing a domain name
- ~ Setting up a domain name URL
- ~ Setting up website hosting & email

Installing WordPress

- ~ Installing WordPress using the C-Panel
- ~ Manual Installation of WordPress using FTP

WordPress First look

- ~ WordPress Dashboard
- ~ Websites vs. Blogs
- ~ Post vs. pages
- ~ WordPress themes
- ~ WordPress plug-ins
- ~ WordPress widgets

Creating Pages

- ~ Creating a new page
- ~ Using the WordPress toolbar
- ~ Working in Full Screen
- ~ Formatting text
- ~ Using Headers
- ~ Previewing your page
- ~ Draft vs. publishing
- ~ Editing exiting pages
- ~ Deleting pages

Images & WordPress

- ~ Uploading images
- ~ The Image Library
- ~ Deleting images from the Image Library
- ~ Inserting images into a page or post
- ~ Customising images
- ~ Resizing images, Alternative Text
- ~ Deleting images, Featured images

Managing Links

- ~ Adding internal text links
- ~ Adding external text links
- ~ Linking from images
- ~ Linking to file downloads

YouTube Videos & WordPress

- ~ Simple automatic video embedding
- ~ Embedding a YouTube video into a page or post
- ~ Creating a New Blog Posts
- ~ The difference between posts and pages
- ~ Creating a blog within your WordPress website
- ~ Text & image formatting in a post
- ~ Categories & Tags
- ~ Creating and using tags
- ~ Managing comments in WordPress
- ~ Changing comment settings
- ~ Spam protection
- ~ Managing comments

WordPress Widgets

- ~ What are widgets?
- ~ The Widget area
- ~ Using installed widgets
- ~ Installing and customising new widgets

WordPress Themes

- ~ Free & premium themes?
- ~ How to find a WordPress theme
- ~ Installing and activating a Free WordPress theme
- ~ Working with a PAID Themes
- ~ Exploring theme options



WORDPRESS



✓ **MODULE 21: ADVANCED WORDPRESS PART-2**

WORDPRESS Continued

PLUGINS

- ~ Installing plug-ins
- ~ Plug-ins for WordPress websites
- ~ Must have SEO plugins
- ~ Slider Plugins
- ~ Sliders for pages, posts and pictures
- ~ Installing a slider plugin
- ~ Customising sliders
- ~ Contact Form Plugins
- ~ Using Form plugins
- ~ Social Media integration plugin
- ~ WordPress Backup Plugin
- ~ Backing up your WordPress data



WORDPRESS MENUS

- ~ Setting up and customizing a menu system
- ~ Installing a Paid Menu Plugin
- ~ Creating user-friendly permalinks

SPEEDING UP YOUR WORDPRESS

- ~ Speed Test Tools
- ~ Page speed Insights
- ~ Image Optimization
- ~ Optimizing Homepage
- ~ Browser Caching
- ~ W3 Total Cache



Fees Structure



Diploma in WEB DESIGNING, WEB DEVELOPMENT, Graphic Designing & DIGITAL MARKETING

Sessions &
Duration in
Hours

Fees
Rs.

Limited Validity
"Gift Voucher"
Limited Offer🕒

Certificate Course in Web Designing

(HTML5 + Javas-Script + CSS L1, L2 ,
Adobe Dreamweaver +
CMS: WordPress,
ADVANCE WordPress, FTP Server cPanel)

75 Hrs.

Rs.45,990

Rs. 29,990

Get Further
Gift
Voucher

🕒 **Limited Time**

Advance Diploma in Web Designing + SEO + Advance WordPress (1-21 Modules)

(HTML5, JAVA SCRIPT & CSS + Adobe
Dreamweaver + Adobe Photoshop + Web
2D Animation Utilities, SEO (Digital
Marketing) + Website Google Business
Marketing + Linking + WordPress Blogs +
ADVANCE WORDPRESS PROGRAMMING +
MOBILE APP Development + LinkedIn +
GOOGLE Analytics + FTP HOSTING cPanel)



7-8 Months
175 Hrs.

Rs.79,990

Rs. 39,990

Get Further
Gift
Voucher

🕒 **Limited Time**

**Fast Track
Available**

SAVE 50%
**on the full
collection**

Adv.Diploma Course in GRAPHICS & Web Designing + SEO

(HTML5 JS & CSS + Adobe Dreamweaver +
Adobe Photoshop + CorelDraw + Adobe
Illustrator + Adobe InDesign + Web 2D
Animation, Mobile APP Designing, SEO (Digital
Marketing), Website Google Business Linking
+ WordPress Blogs + ADVANCE WORDPRESS
PROGRAMMING + FTP HOSTING cPanel)

9 Months
225 Hrs.

Rs.81,990

Rs. 49,990

Get Further
2000 Gift
Voucher

🕒 **Limited Time**

**Fast Track
Available**

Easy EMI

8000 p.m.

Adv. WordPress Programming

(Must have knowledge of HTML or
Dreamweaver)

1.5 Months
20 Hrs.

Rs.25,990

Rs. 18,990

🕒 **Limited Time**
**5000 Gift
Voucher**

WEB DEVELOPMENT:

ADVANCED JAVA SCRIPT SYLLABUS

1. INTRODUCTION TO JAVASCRIPT

- What Is Javascript?
- Features Of Javascript
- History Of Javascript
- Applications Of Javascript Programming
- Client-Side Javascript
- Advantages Of Javascript
- Limitations Of Javascript
- Javascript Development Tools
- Advantages Of External Javascript
- Disadvantages Of External Javascript

2. JAVASCRIPT BASICS

- Javascript Comment
- Advantages Of Javascript Comments
- Types Of Javascript Comments
- Javascript Variables
- Javascript Data Types
- Javascript Operators
- If...Else Statement
- Switch Case
- Loops
- Javascript Functions

3. Javascript Objects

- Javascript Objects
- Creating Objects In Javascript
- Javascript Object Methods

4. ARRAYS OBJECT

- Array Properties
- Array Methods

5. STRINGS

- String Properties
- String Methods

6. Javascript Math

- Javascript Math Methods
- Javascript Boolean
- Regular Expressions And Regexp Object
- Regexp Exec Method

7. Browser Object Model

- Window Object
- Navigator Object
- Screen Object

8. Document Object Model

- Properties Of Document Object
- Methods Of Document Object
- Inner HTML
- Inner text

9. Validation

- Javascript Form Validation

10. Javascript Oops

- Javascript Classes
- Javascript Objects

11. Javascript – Animation

- Manual Animation
- Automated Animation

12. Multimedia

- Controlling Multimedia

13. Debugging

- Error Messages
- Error Notifications

14. Image Map

- Usemap

15. Browsers Compatibility

- Navigator Properties

ADVANCED CSS – CASCADING STYLE SHEETS SYLLABUS

- CSS SYNTAX
- CSS SELECTORS
- CSS HOW TO
- CSS COMMENTS
- CSS COLORS
- CSS BACKGROUNDS
- CSS BORDERS
- CSS MARGINS
- CSS PADDING
- CSS HEIGHT/WIDTH
- CSS BOX MODEL
- CSS OUTLINE
- CSS TEXT, CSS FONTS
- CSS ICONS
- CSS LINKS
- CSS LISTS
- CSS TABLES
- CSS DISPLAY
- CSS MAX-WIDTH
- CSS POSITION
- CSS Z-INDEX
- CSS OVERFLOW
- CSS FLOAT
- CSS INLINE-BLOCK
- CSS ALIGN
- CSS COMBINATORS
- CSS PSEUDO-CLASS
- CSS PSEUDO-ELEMENT
- CSS OPACITY
- CSS NAVIGATION BAR
- CSS DROPDOWNS
- CSS IMAGE GALLERY
- CSS IMAGE SPRITES
- CSS ATTR SELECTORS
- CSS FORMS
- CSS COUNTERS
- CSS WEBSITE LAYOUT

Cascading Style Sheets (CSS) is a stylesheet language used to describe the presentation of a document written in HTML or XML (including XML dialects such as SVG, MathML or XHTML).

CSS makes the front-end of a website shine and it creates a great user experience.

Without CSS, websites would be less pleasing to the eye and likely much harder to navigate. In addition to layout and format, CSS is responsible for font color and more.

Types of CSS

- Inline CSS.
- Internal/ Embedded CSS.
- External CSS

CSS key concepts:

- The syntax and forms of the language
- Specificity, inheritance, and the Cascade
- CSS units and values and functional notations
- Box model and margin collapse
- The containing block
- Stacking and block-formatting contexts
- Initial, computed, used, and actual values
- CSS shorthand properties
- CSS Flexible Box Layout
- CSS Grid Layout
- CSS selectors
- Media queries
- Animation

• PHP – HYPERTEXT PREPROCESSOR SYLLABUS

PHP (Hypertext Preprocessor) is known as a general-purpose scripting language that can be used to develop dynamic and interactive websites.

1. Introduction

- Common uses of PHP
- Characteristics of PHP
- Using PDO
- Connecting to the Database
- Connection Strings
- Error Handling
- PHP Setup
- PHP CLI

2. PHP Data Object

- Introduction to PHP PDO
- Advantage of PDO
- PDO Classes
- Installation Process

3. PHP Data Types

- Scalar Types
- Compound Types
- Special Types

4. Cookies

- The Anatomy of a Cookie
- Setting Cookies with PHP
- Accessing Cookies with PHP

5. Sessions

- Starting a PHP Session
- Destroying a PHP Session
- Sessions without cookies

6. Operator Types

- Arithmetic Operators
- Comparison Operators
- Logical Operators
- Assignment Operators
- Conditional Operator
- Precedence of PHP Operators



7. LOOP TYPES

- The for loop statement
- The while loop statement
- The do...while loop statement
- The foreach loop statement
- The break statement
- The continue statement

8. Files & I/O

- Opening and Closing Files
- Reading a file
- Writing a file

9. Exception Handling in PHP

- Using die() function
- Error Handling Function
- Exceptions Handling
- Types of Errors

10. Control Statement

- If Else
- If-else-if Statement
- nested if Statement

11. PHP Functions

- PHP User-defined Functions
- PHP Function Arguments
- PHP Call By Reference
- PHP Parameterized Function
- PHP Call By Value

12. PHP Arrays

- Advantage of PHP Array
- Indexed Array
- Associative Array
- Multidimensional Array

13. PHP String

- Single Quoted
- Double Quoted
- PHP String Functions

14. PHP File Upload

- PHP _FILES
- PHP Download File

15. PHP Mail

- PHP mail() function

16. PHP MySQL Connect

- PHP mysql_connect()

17. PHP – Web Concepts

- Identifying Browser & Platform
- Display Images Randomly
- Browser Redirection

18. PHP & AJAX , XML

- What is AJAX ?
- XML

19. Object Oriented Programming in PHP

- Object Oriented Concepts
- Defining PHP Classes
- Constructor Functions
- Function Overriding
- Abstract Classes

20. PHP – Form

- What is the Form?
- What is Validation ?

21. PHP – Frame Works

- Some of frame works
- Framework – Solving Mathematical problem

22. Design Patterns

- Singleton
- Factory
- Strategy pattern



jQUERY SYLLABUS

1. Introduction to a jQuery

- Introduction
- What is jQuery?
- jQuery Features
- Why jQuery is required
- jQuery History
- jQuery Development Tools

2. Basics of jQuery

- String
- Numbers
- Boolean
- Objects
- Arrays
- Functions
- Arguments
- Built-in Functions

3. Attributes jQuery

- Get Attribute Value
- Set Attribute Value
- Applying Styles
- Attribute Methods
- Set Attribute Properties

4. jQuery Effects

- jQuery hide()
- jQuery show()
- jQuery toggle()
- jQuery fadeIn()
- jQuery fadeOut()
- jQuery fadeToggle()
- jQuery slideDown()
- jQuery slideUp()
- jQuery animate()
- jQuery delay()

5. Interactions jQuery

- Interaction Drag-able
- Interaction Drop-able
- Interaction Resize-able
- Interaction Select-able
- Interaction Sort-able

6. Widgets

- Widget Tab
- Widget Spinner
- Widget Slider
- Widget Select Menu
- Widget ProgressBar
- Widget Menu
- Widget Dialog
- Widget DatePicker
- Widget Button
- Widget AutoComplete
- Widget accordion
- Theming

7. jQuery HTML/CSS

- jQuery html()
- Parameters of jQuery html() method
- jQuery text()
- jQuery val()
- jQuery css()
- jQuery prepend()
- jQuery insertAfter()
- jQuery append()
- jQuery width()
- jQuery height()

8. Plugins jQuery

- How to use Plugins?
- Page Pilling
- Multiscroll.js
- Rowgrid.js
- Progressbar.js
- Tagsort.js
- Filer.js
- Blockrain.js
- Megadropdown.js
- Weather.js

9. jQuery Ajax

- jQuery AJAX Introduction
- Advantages of jQuery Ajax
- 10. jQuery Reference
- jQuery: Selector Reference
- jQuery: DOM Manipulation Methods
- jQuery: DOM Traversing Methods
- jQuery: Effect Methods
- jQuery: Events Methods

WORDPRESS CMS Programming SYLLABUS

What Is WordPress?

- ~ Basics & Fundamentals of WordPress.
- ~ Domain names and website hosting
- ~ Choosing a domain name
- ~ Setting up a domain name URL
- ~ Setting up website hosting & email

Installing WordPress

- ~ Installing WordPress using the C-Panel
- ~ Manual Installation of WordPress using FTP

WordPress First look

- ~ WordPress Dashboard
- ~ Websites vs. Blogs
- ~ Post vs. pages
- ~ WordPress themes
- ~ WordPress plug-ins
- ~ WordPress widgets

Creating Pages

- ~ Creating a new page
- ~ Using the WordPress toolbar
- ~ Working in Full Screen
- ~ Formatting text
- ~ Using Headers
- ~ Previewing your page
- ~ Draft vs. publishing
- ~ Editing exiting pages
- ~ Deleting pages

Images & WordPress

- ~ Uploading images
- ~ The Image Library
- ~ Deleting images from the Image Library
- ~ Inserting images into a page or post
- ~ Customising images
- ~ Resizing images, Alternative Text
- ~ Deleting images, Featured images

Managing Links

- ~ Adding internal text links
- ~ Adding external text links
- ~ Linking from images
- ~ Linking to file downloads

YouTube Videos & WordPress

- ~ Simple automatic video embedding
- ~ Embedding a YouTube video into a page or post
- ~ Creating a New Blog Posts
- ~ The difference between posts and pages
- ~ Creating a blog within your WordPress website
- ~ Text & image formatting in a post
- ~ Categories & Tags
- ~ Creating and using tags
- ~ Managing comments in WordPress
- ~ Changing comment settings
- ~ Spam protection
- ~ Managing comments

WordPress Widgets

- ~ What are widgets?
- ~ The Widget area
- ~ Using installed widgets
- ~ Installing and customising new widgets

WordPress Themes

- ~ Free & premium themes?
- ~ How to find a WordPress theme
- ~ Installing and activating a Free WordPress theme
- ~ Working with a PAID Themes
- ~ Exploring theme options





WORDPRESS Continued

PLUGINS

- ~ Installing plug-ins
- ~ Some recommended plug-ins for WordPress websites
- ~ Must have SEO plugins
- ~ Slider Plugins
- ~ Sliders for pages, posts and pictures
- ~ Installing a slider plugin
- ~ Customising sliders
- ~ Contact Form Plugins
- ~ Using Form plugins
- ~ Social Media integration plugin
- ~ WordPress Backup Plugin
- ~ Backing up your WordPress data

WORDPRESS MENUS

- ~ Setting up and customizing a menu system
- ~ Installing a Paid Menu Plugin
- ~ Creating user-friendly permalinks

SPEEDING UP YOUR WORDPRESS

- ~ Speed Test Tools
- ~ Page speed Insights
- ~ Image Optimization
- ~ Optimizing Homepage
- ~ Browser Caching
- ~ W3 Total Cache



Diploma in WEB DESIGNING, WEB DEVELOPMENT, Graphic Designing & DIGITAL MARKETING

Sessions & Duration in Hours **Fees Rs.**

Limited Validity
"Gift Voucher"
for limited time ⌚

Advance Diploma Course in Web DESIGNING & Web DEVELOPMENT

(HTML5, JAVA SCRIPT & CSS, C Programming, PHP, JQUERY + Adv. JavaScript, Adv. CCS, Adobe Dreamweaver + Adobe Photoshop + Web MOBILE APP, Utilities, SEO (Digital Marketing), Website Google Business Linking + WordPress Blogs + APP Development NC + Advance WORDPRESS Website Creation + FTP + Managing Server cPanel)

9 Months
225 Hrs.

Rs.99,990

Rs. 65,990

Easy EMI

Fast Track Available

Get **Further 2000**

Gift Voucher

⌚ **Limited Time**

ADIM: Advance Diploma in Internet Marketing

1. Diploma Course in Web Designing (21 Modules)
2. Digital Marketing (33 Modules)
3. Graphic Designing Diploma

All 56+ Modules

CorelDraw + Adobe Illustrator + Adobe InDesign + Adobe Photoshop + WEB DESIGNING + HTML5 & CSS + Adobe Dreamweaver + Adv. WORDPRESS + Advance Digital Marketing Diploma (SEO, SMO, SEM, Google Ads, 33 Modules, 16 Certifications)

9 Months
300 Hrs.

Rs.1,27,000

Rs. 69,990

Easy EMI

8000 p.m.

Fast Track Available

Get **Further 2000**

Gift Voucher

⌚ **Limited Time**

MOST POPULAR

Certificate in Web Development

HTML5 + C Programming + Java Script + CSS + PHP & JQUERY

100 Hrs.

Rs.45,550

Rs. 29,990

Get **Further 3000** Gift Voucher

⌚ **Limited Time**



ADIM: ADVANCE DIPLOMA IN INTERNET MARKETING

Voted # No.1 WEB Designing, Graphic & Digital Marketing Course
with 100% Internship & Job Assistance

Course HIGHLIGHTS


✓ 18+ Certifications	✓ Life Time Access of Sessions*
✓ 25+ Professional Physical & E-Books	✓ Google Certifications
✓ Classroom Training	✓ HubSpot Certifications
✓ Access to Missed Lectures	✓ Google Certified Faculty
✓ 80% Practical Training	✓ 100% Placement Assistance

Limited Time Offer

TRAINED 27000+ STUDENTS IN GRAPHICS, WEB DESIGN & DIGITAL MARKETING



SAVE 50%
on the full
collection



Click **DOWNLOAD DIGITAL MARKETING**
with + GRAPHIC DESIGNING Brochure



A DIVISION OF SOFTPRO
**GRAPHIC DESIGN
TRAINING INSTITUTE**

**ADOBE PHOTOSHOP | IN-DESIGN
ADOBE ILLUSTRATOR | ADOBE DIMENSION
ADVANCED GRAPHIC DESIGNING
DIGITAL ART | PORTFOLIO CREATION |**

ADVANCE GRAPHIC | PHOTOSHOP | ILLUSTRATOR | IN-DESIGN

**100% Job Assistance
Become a Certified
Graphic Designing Professional**



ADVANCED GRAPHIC DESIGNING DIPLOMA



MDGD

Early Bird Offers

Fees ~~43,990~~

Rs. **2?,990**

All Inclusive

Limited Time Offer

Master Diploma in Graphic Designing 10 Modules (In-depth & Advanced)

1. Adobe Photoshop™
2. Adobe Illustrator™
3. Adobe In-Design™
4. CorelDRAW™
5. Adobe Dimension™ - Product & Packaging Designing.
6. PORTFOLIO Creation
7. Social Media Branding (Instagram, YouTube, LinkedIn)
8. Digital Art (Canva™ PRO)
9. Interview Preparation
10. Creating a Winning Resume

Duration: 5-6 Months (Morning, Afternoon, Evening Batches)

Fees: ~~Rs. 43,990~~ Offer **36,990** Early Bird **2?,990** 

Trained Over 11,877+ Students since 1992

BE AN EXPERT >> CAREER OPTIONS

- Graphic Designer
- Photoshop specialist
- DTP Operator,
- Advertising Designer
- Layout Artist
- Web Image Editor
- Fashion Designer
- Packaging & Product Designer
- Digital Illustration
- Visualizer
- Logo Designer
- Banner Creator
- Social Media Graphic Designer
- Freelancing Graphic Designer
- Graphic Consultant
- Media Researcher

Attend
a **DEMO**
Class



INTERNSHIP



Experience in the Training Industry Training Industry since over 30 years

•100% Practicals •Certified & Qualified Instructors with Industry Experience.

CALL NOW



2023
NEW
Syllabus



ALL INCLUSIVE

- ✓ 5-6 Months
- ✓ Advance Modules
- ✓ 4 Certificates
- ✓ 18 % GST Included
- ✓ Books & Notes
- ✓ Live Projects



DADAR West
9930375161

ANDHERI West
9820936176

Matunga West
9833900330

ADVANCED GRAPHIC DESIGNING DIPLOMA

MDGD

Early Bird Offers

Fees ~~43,990~~

Rs. **27,990**

All Inclusive
Limited Time Offer

ALL INCLUSIVE

- ✓ 5-6 Months
- ✓ Advance Modules
- ✓ 4 Certificates
- ✓ 18 % GST Included
- ✓ Books & Notes
- ✓ Live Projects



Dadar / Matunga
9930375161

ANDHERI West
9833900330

Matunga West
9833900335

Why Should you Learn from Softpro?



YOU get an ISO CERTIFIED Certification

1. 30 Years Experience (Estbl. 1992 Softpro Academy)
2. 100% Practicals in Classroom with Assignments
3. You Create & Work on 25+ Live Projects.
4. Learn from Professionals & Experts
5. Faculties have REAL Life Experience
6. Small Batches leads to Personal Attention
7. Simple & Easy to Understand Course Material
8. You have Recorded Lectures - Lifetime Access
9. Highly Experienced & Industry Expert Faculty.
10. Friendly, Supportive, Patient & Qualified Faculty.
11. Easy Installment Facility.
12. 100% Job Assistance

www.3danimationinstitute.com



Trained Over 11,877+ Students since 1992



[softpro.animation.academy](https://www.softpro.animation.academy)

9930375161

9833900330



ADVANCED GRAPHIC DESIGNING DIPLOMA

MDGD

Early Bird Offers

Fees ~~43,990~~

Rs. **27,990**

**All Inclusive
Limited Time Offer**

ALL INCLUSIVE

- ✓ 5-6 Months
- ✓ Advance Modules
- ✓ 4 Certificates
- ✓ 18 % GST Included
- ✓ Books & Notes
- ✓ Live Projects

Get Training on



AUTHORISED
Training Software

www.graphicdesigningcourses.in

www.talentopia.in

DADAR West

9930375161

ANDHERI West

9820936176

Matunga West

9833900330

Master Advance Graphic Designing

Master Diploma Graphic Designing Course: Professional Graphic Design is a very important course. It is practically used for everything in today's day and age. It is these software's which combine technology and creativity to create Website, Brochure Designs, Advertisements, Magazines, Photo-touch-ups, Mobile backgrounds, Packaging, Hoardings, Project Presentations . . . etc.

Adobe Photoshop Module

Mixing & Manipulating of colours at a click of a button, You can Blend 2 Images, You can create Patterns & Artistic Designs, You can manipulate Design images with Special Effects!

www.graphicdesigningcourses.in

You can create Patterns and Artistic

Designs using Fills and Colours for Web Buttons

You can Create Web Backgrounds

You can Import and Export your Images.

Retouch, Manipulate and Enhance Designs/ Logos

Image Editing, Resolution, Correction, Saturation

You can paint a likeness of a physical object.

Mixing and Manipulating of colours at a click of a button.

Tool Box, Navigator, Info, Option, Swatches, Brushes

Layers: Adding, Deleting, Merge, Duplicating, Rotate

Filters: Built-in Effects Blur, Twirl, Stain,

Emboss, Spotlight, Fire, Embossed...etc.

Retouching, Colouring, Creating Buttons

MANDALA : Create Mandalas with Photoshop's Symmetry

Student Projects



MANDALA ART

Trained Over 11,877+ Students since 1992


PROJECTS YOU WORK ON

- Image Mixing, Re-touching
- Photo-Touch ups
- Monograms, Creating Logos
- Fashion Designing
- Brochure Designing
- Advertisements
- Label Design for a Series
- Albums Design + Effects
- MANDALA ART
- Creating Posters/ Banners.

**Attend a
DEMO
Class**



Student Projects



9930375161 / 9833900330



ADVANCED GRAPHIC DESIGNING DIPLOMA

MDGD

Early Bird Offers

Fees ~~43,990~~

Rs. **27,990**

All Inclusive
Limited Time Offer

ALL INCLUSIVE

- ✓ 5-6 Months
- ✓ Advance Modules
- ✓ 4 Certificates
- ✓ 18 % GST Included
- ✓ Books & Notes
- ✓ Live Projects

Google



4.9 CUSTOMER REVIEWS

www.graphicdesigningcourses.in

www.talentopia.in

DADAR West
9930375161

ANDHERI West
9820936176

Matunga West
9833900330



ISO CERTIFIED CERTIFICATION



Trained Over 11,877+ Students since 1992

ADVANCED GRAPHIC DESIGNING DIPLOMA

MDGD

Early Bird Offers

Fees ~~43,990~~

Rs. **27,990**

**All Inclusive
Limited Time Offer**

ALL INCLUSIVE

- ✓ 5-6 Months
- ✓ Advance Modules
- ✓ 4 Certificates
- ✓ 18 % GST Included
- ✓ Books & Notes
- ✓ Live Projects

Get Training on



www.graphicdesigningcourses.in

www.talentopia.in

DADAR West

9930375161

ANDHERI West

9820936176

Matunga West

9833900330

Master Diploma Graphic Designing



Adobe Illustrator Module

Adobe Illustrator is a Vector Graphics Creation Software for Print & Web Media. Creative tools for Print Media Output, Sophisticated Web Graphic Tools Special Effects to Images, Versatile Transparency Capabilities Dynamic Media Projects, Vector vs. Raster Demo, Art board Demo, Menu Tools Palette, Pen Tool Techniques, Magic Wand Tool, Rotate & Reflect Tool, Twist Tool, Liquefy, Free Transform/Creative Tools Graphs, Layers & Appearance, Styles Palette, Filter Effects, Transparency, Isolating Blending Modes, Opacity Masks, Swatches, Custom Swatch Libraries, Photo Cross, Hatch, Roughen/Scribble, Transform, Twist, Zigzag, Pathfinder, Rasterize, Blocks & Wraps, Manipulating Containers Slice Tool, Exporting to .psd, Flattening, Separation Setup...etc.

www.graphicdesigningcourses.in

PROJECTS YOU WORK ON

- Design a logo
- Business card
- Design a character
- Package Designing
- Banner Designing
- Tracing Work
- Layout Work
- LOGO

Student Projects



Student Projects



STUDENT PROJECTS



Benefits of this course

Small classes, limited to 10 students.
100% hands-on training. **Every student gets their own computer to follow along.**
Most affordable Graphic Design Class.
Voted #1 Graphic Designing Institute in Mumbai.
Expert Certified Instructor with more than 10 years of experience using and teaching Adobe Software.

This course is designed for STUDENTS & Professionals who are seeking to learn Graphic Designing Tools.

9930375161 / 9833900330



ADVANCED GRAPHIC DESIGNING DIPLOMA

MDGD

Early Bird Offers

Fees ~~43,990~~

Rs. **27,990**

All Inclusive

Limited Time Offer

INTERNSHIP

Get Training on



AUTHORISED
Training Software

www.graphicdesigningcourses.in

www.talentopia.in

DADAR West

9930375161

ANDHERI West

9820936176

Matunga West

9833900330

Master Diploma Graphic Designing



CorelDRAW Module

CorelDRAW is easy to learn, and you'll be amazed at the professional results you can achieve right from the start. Even if you can't draw a straight line, this vector-based software program will help you draw with confidence as you create professional newsletters, greeting cards, cartoon graphics, and logos.

www.graphicdesigningcourses.in

Vector Graphics Vs Raster, Property Bar, Welding

Drawing Tools, Modifying Tools, Skewing

Fill Types: Fountain, Pattern,

Textures, Mesh, Uniform, Special Effects: Contour

Extrude, Distort, Blend, Shadow, PowerClip

Perspective, Fit to Text, Character Converts

Importing & Exporting Images

PROJECTS YOU WORK ON

- Monograms
- Logos
- Advertisements
- Fashion Designing
- Interior Designing
- Banner Designing
- Brochure & Package Designing

Student Projects



Trained Over 11,877+ Students since 1992

Student Projects



softpro.animation.academy

9930375161

9833900330



ADVANCED GRAPHIC DESIGNING DIPLOMA

MDGD

Early Bird Offers

Fees ~~43,990~~

Rs. **27,990**

**All Inclusive
Limited Time Offer**

ALL INCLUSIVE

- ✓ 5-6 Months
- ✓ Advance Modules
- ✓ 4 Certificates
- ✓ 18 % GST Included
- ✓ Books & Notes
- ✓ Live Projects

Get Training on



www.graphicdesigningcourses.in

www.talentopia.in

DADAR West

9930375161

ANDHERI West

9820936176

Matunga West

9833900330

Master Diploma Graphic Designing

Adobe In-Design Module

Designers and Graphics production artists are the principal users, Creating and Laying out periodical Publications, Posters, and Print media.

The Work Area, The Menu Bar, The Control Palette

The Other Palettes, The Tools Palette, Contextual Menus

Managing Adobe In Design Environment

Structure of a Document, Develop Master Pages

Manage Text, Graphic Placement, Develop Layers

Utilizing Colors, Swatches, and Gradients

Managing Transparency, Utilizing, Tables,

Creating PDF Files, Controlling Text,

Handling Page Elements & Graphics.

Create a Book, Print Settings.



www.3danimationinstitute.com

Original Fees: Rs. 43,990

Special Offer 36,990

Early Bird OFFER - 27,990

PROJECTS YOU WORK ON

- Magazine Cover
- Book Design
- News Paper Publication & Ads
- Catalogue Designing (Portfolio)
- Printing Work

Student In-design Projects



9833900330



Trained Over 11,877+ Students since 1992

ADVANCED GRAPHIC DESIGNING DIPLOMA

MDGD

Early Bird Offers

Fees ~~43,990~~

Rs. **27,990**

All Inclusive

Limited Time Offer

ALL INCLUSIVE

- ✓ 5-6 Months
- ✓ Advance Modules
- ✓ 4 Certificates
- ✓ 18 % GST Included
- ✓ Books & Notes
- ✓ Live Projects

Get Training on



AUTHORISED
Training Software

[www.graphic
designingcourses.in](http://www.graphicdesigningcourses.in)

www.talentopia.in

DADAR West
9930375161

ANDHERI West
9820936176

Matunga West
9833900330

Master Diploma Graphic Designing

www.3danimationinstitute.com

Adobe Dimension

Product & Packaging

Design product packaging with more dimension.

Give your packaging design the extra push it needs with Adobe Dimension.

Quickly and easily design in 3D, create product mockups and develop brand visualizations.

Draw the eye with 3D.

Help your packaging stand out on the shelf by designing your products in Dimension.

Create Realistic Renderings that impress

Customize your packaging.

Overlay 2D decals and graphics on 3D objects to quickly mock up product packaging and communicate

Dimension's lighting tools are modeled after real-world physical lighting to give you the most realistic rendering for any packaging

PROJECTS YOU WORK ON

- Product & Packaging Industry (as seen)



**Attend a
DEMO
Class**



softpro.animation.academy



Student Packaging Projects



9833900330



Trained Over 11,877+ Students since 1992

ADVANCED GRAPHIC DESIGNING DIPLOMA

MDGD

Early Bird Offers

Fees ~~43,990~~

Rs. **27,990**

All Inclusive

ALL INCLUSIVE

- ✓ 5-6 Months
- ✓ Advance Modules
- ✓ 4 Certificates
- ✓ 18 % GST Included
- ✓ Books & Notes
- ✓ Live Projects

Get Training on



AUTHORISED
Training Software

www.graphicdesigningcourses.in

www.talentopia.in

DADAR West
9930375161

ANDHERI West
9820936176

Matunga West
9833900330

Master Diploma Graphic Designing

www.3danimationinstitute.com

Social Media Branding

for Graphic Designers

Social media design refers to the planning, development, and creation of visual content on social media platforms. Design helps brands build recognition and create content that resonates with their target audience. Social platforms are often the first place consumers discover brands, **thus every graphic designer must know this!**

You will Learn Social Media Designing

- > Optimise your images for different social networks.
- > Include your logo in your profile image.
- > Your profile image and cover photo should complement each other.
- > Use a consistent style of images.
- > Use consistent branding.
- > Create a variety of valuable content



Interview Preparation

1. How do you introduce yourself in graphic designing interview?
2. What should I say in graphic interview?
3. How to Answer Technical Jargon Questions
4. Learn to Answer the 3 types of Graphic Media Questions?
5. How to Answer Futuristic Questions?
6. PREPARING FOR QUESTIONS ASKED IN THE INTERVIEW

Building Resume

1. Best Resume Writing Strategies & Tips
2. Creating Your Resume with Attractive Graphics
3. How to Lead with Your Best Information
4. Learn to Create a Format that Is Easy to Read
5. Do's and Don'ts of Resume - What to Add?
6. **Creating a Professional & Uniform Look of Your Resume**



softpro.animation.academy

9833900330

Trained Over 11,877+ Students since 1992

ADVANCED GRAPHIC DESIGNING DIPLOMA

MDGD

Early Bird Offers

Fees ~~43,990~~

Rs. **27,990**

All Inclusive
Limited Time Offer

- ALL INCLUSIVE
- ✓ 5-6 Months
 - ✓ Advance Modules
 - ✓ 4 Certificates
 - ✓ 18 % GST Included
 - ✓ Books & Notes
 - ✓ Live Projects



www.graphicdesigningcourses.in

www.talentopia.in

DADAR West
9930375161

ANDHERI West
9820936176

Matunga West
9833900330

Master Diploma Graphic Designing



CANVA PRO for Graphic Designers

Canva allows designers to spend more time designing.

Advertisement & Media marketing teams are expected to post on-brand, designed social posts on every platform, including text-based, video, and photo-based formats. Feed posts and stories need to be designed, scheduled, and published daily.



As a designer, a great service to offer clients is a **Canva Brand Kit**

Package. It can include a beautiful, well-crafted logo, a set of branded backgrounds, a color palette, and font palette which articulates their brand — and you can go as far as building all these parameters into the company's Canva instance.

Agencies can also offer tailored packages that clients can mix and match: for example, a Presentation Package that includes branded backgrounds, branded presentation cover page templates, and several variations for inside pages. Not only will your clients love it, as their presentations will look professional and on-brand

What designs will you learn to create on Canva?

Flyer maker.

Banner maker.

Poster maker.

PRESENTATIONS.

Invitation maker.

Business card maker.

Video intro

Meme.

YouTube Thumbnails.

Intro Videos

Video Editing

Creating **Insta Reels** & Youtube Shorts

Sound Editing

and much more



Trained Over 11,877+ Students since 1992

ADVANCED GRAPHIC DESIGNING DIPLOMA

MDGD

Early Bird Offers

Fees ~~43,990~~

Rs. **27,990**

All Inclusive
Limited Time Offer

ALL INCLUSIVE

- ✓ 5-6 Months
- ✓ Advance Modules
- ✓ 4 Certificates
- ✓ 18 % GST Included
- ✓ Books & Notes
- ✓ Live Projects

Google



3,000+ CUSTOMER REVIEWS

www.graphicdesigningcourses.in

www.talentopia.in

DADAR West

9930375161

ANDHERI West

9820936176

Matunga West

9833900330



ISO CERTIFIED CERTIFICATION



Trained Over 11,877+ Students since 1992



ADVANCED
GRAPHIC
DESIGNING
DIPLOMA



MDGD

Early Bird Offers

Fees ~~43,990~~

Rs. **2?,990**

All Inclusive

Limited Time Offer

ALL INCLUSIVE

- ✓ 5-6 Months
- ✓ Advance Modules
- ✓ 4 Certificates
- ✓ 18 % GST Included
- ✓ Books & Notes
- ✓ Live Projects



Voted #1 Course

5.0
RATING



Trained over 11,877+ Students



CERTIPOINT
AUTHORIZED TESTING CENTER



Master Diploma in Graphic Designing 10 Modules (In-depth & Advanced)

1. Adobe Photoshop™
2. Adobe Illustrator™
3. Adobe In-Design™
4. CorelDRAW™
5. Adobe Dimension™ - Product & Packaging Designing.
6. Portfolio Creation
7. Social Media Branding (Instagram, YouTube, LinkedIn)
8. Digital Art (Canva™ PRO)
9. Interview Preparation
10. Building a Winning Resume



Duration: 5-6 Months (Morning, Afternoon, Evening Batches)

Fees: ~~Rs. 43,990~~ **OFFER 37,550** **Early Bird 2?,990 only**



Classes at Dadar, Matunga & Andheri West



**LIVE
ONLINE
TRAINING!**



**NOW OPEN
CLASSROOM
TRAINING**

INTERNSHIP

Dadar / Matunga
9930375161

ANDHERI West
9833900330

Matunga West
9833900335

Batch in Progress ... **Classroom** Image



CALL NOW



9930375161

9833900330

ADVANCED
GRAPHIC
DESIGNING
DIPLOMA

MDGD

Early Bird Offers
Fees ~~43,990~~
Rs. 2?,990
All Inclusive
Limited Time Offer

Why only Rs. 2?,990

Original Fees : **Rs. 43,990** (All Inclusive)



Why only Rs. 2?,990 for **ALL 10 Modules** ?

1. We OWN our training premises ! We don't pay rent.

We don't have to include the rent cost in your fees !!!

2. We are NOT a franchisee.

We don't need to pay franchisee fees to anyone.

So, We don't have to include franchisee fee cost in your fees !!!

3. No unnecessary theory classes.

Only necessary theory, 90% Practicals and more practicals.

Thus, saving your precious time going through mind numbing theory classes.



softpro.animation.academy

9833900330 

Trained Over 11,877+ Students since 1992

ALL INCLUSIVE
✓ 5-6 Months
✓ Advance Modules
✓ 4 Certificates
✓ 18 % GST Included
✓ Books & Notes
✓ Live Projects

Get Training on



AUTHORISED
Training Software

www.graphicdesigningcourses.in

www.talentopia.in

DADAR West
9930375161

ANDHERI West
9820936176

Matunga West
9833900330



Master Diploma in Graphic Designing [MDGD]

| Adobe Photoshop | Illustrator | In-Design |
| CorelDRAW | Digital Art |

ADVANCED GRAPHIC DESIGNING DIPLOMA

✓ ADVANCED LEVEL EXPERT Skills Course

Attend a
DEMO
Class

✓ All Courses are taught
BASIC to ADVANCED LEVEL
BEGINNER TO EXPERT ✓

www.3danimationinstitute.com

100% Practical Course, Work on Live Projects.

Faculty With YOU through out the Duration of the Course
Patient & Experienced Faculty with REAL Life Experience
Your Trainer will Guide you through Every Project You Do !

Every Project will be CREATED by YOU under Faculty Guidance

Classroom Training at **Dadar, Matunga & Andheri**


Lifetime Access & Support with DigitalFreedomLife

100% Job Assistance

✓ ISO CERTIFIED CERTIFICATION



LIVE PROJECTS
IN CLASS



softpro.animation.academy

9833900330

Trained Over 11,877+ Students since 1992

MDGD

Early Bird Offers
Fees ~~43,990~~

Rs. **27,990**

All Inclusive
Limited Time Offer

ALL INCLUSIVE

- ✓ 5-6 Months
- ✓ Advance Modules
- ✓ 4 Certificates
- ✓ 18 % GST Included
- ✓ Books & Notes
- ✓ Live Projects

Get Training on



AUTHORISED
Training Software

www.graphicdesigningcourses.in

www.talentopia.in

DADAR West
9930375161

ANDHERI West
9820936176

Matunga West
9833900330

ADVANCED GRAPHIC DESIGNING DIPLOMA

MDGD

Early Bird Offers

Fees ~~43,990~~

Rs. **27,990**

All Inclusive

Limited Time Offer



CERTIPOINT
AUTHORIZED TESTING CENTER



DADAR & MATUNGA WEST CENTRE ADDRESS

DADAR & MATUNGA ADDRESS:

B/2, Vimal Udyog Bhavan, 1st Floor,

Nr BPL Mobile Off,

Opp. STARCITY (MOVIE TIME) Cinema,

7 Min Walk from MATUNGA (West) Station,

12 Min from Dadar W Stn. Mumbai-400016. 9833900110 / 9833900330

[GOOGLE MAP LINK DADAR/Matunga](#)

<https://maps.app.goo.gl/nA4VmAbahyBoHNRt6>



ANDHERI WEST CENTRE ADDRESS

ANDHERI WEST ADDRESS:

PEARL PLAZA, 7th Floor, Office No.704,

Masjid Gali, 1 Minute from Station.

JUST OUTSIDE ANDHERI WEST STATION.

NEXT to new Mc-Donald. Call 9324347326

[GOOGLE MAP LINK ANDHERI](#)

<https://goo.gl/maps/vKqqSvJ6zFKcPEKX7>



Follow on Instagram
softpro.animation.academy



Call for Inquiry

9930375161 / 9833900330



DADAR West
9930375161

ANDHERI West
9820936176

Matunga West
9833900330



ADVANCED GRAPHIC DESIGNING DIPLOMA

MDGD

Early Bird Offers

Fees ~~43,990~~

Rs. **27,990**

All Inclusive

Limited Time Offer

ALL INCLUSIVE

- ✓ 5-6 Months
- ✓ Advance Modules
- ✓ 4 Certificates
- ✓ 18 % GST Included
- ✓ Books & Notes
- ✓ Live Projects

Get Training on



AUTHORISED
Training Software

www.graphicdesigningcourses.in

www.talentopia.in

DADAR West

9930375161

ANDHERI West

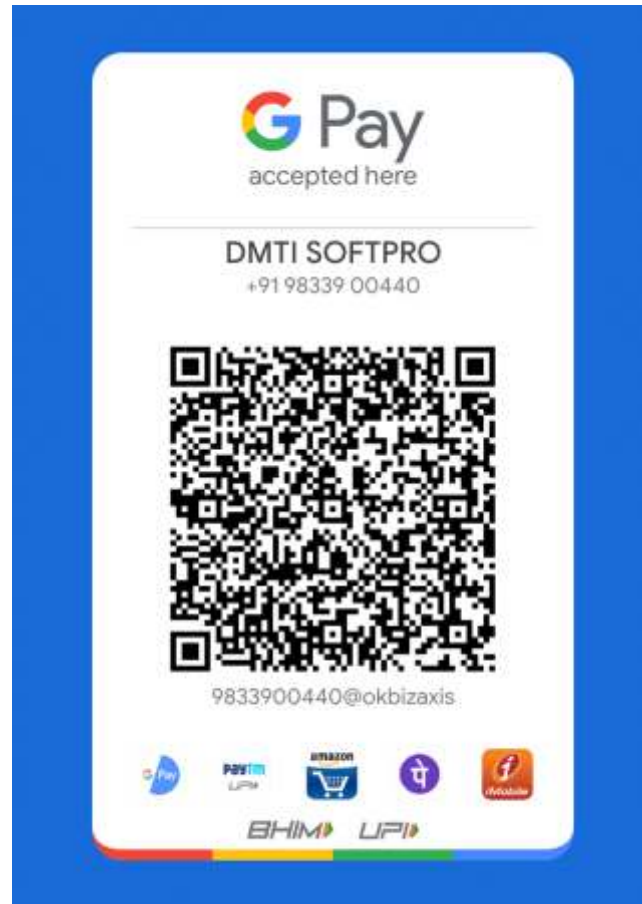
9820936176

Matunga West

9833900330

9930375161 | 9833900330

"CLASSROOM TRAINING"



Pay via Bank NEFT

SOFTPRO COMPUTER EDUCATION

Bank Name - HDFC BANK

Account Number - 50200024892324

IFSC Code - HDFC0001114

Branch - Matunga West



Pay **Credit Card** / Debit Card at the Institute

Pay by **CASH** at the Institute



9930375161
9833900330





OTHER COURSES

Advanced
Graphic Design
3d Animation
UI / UX
Motion Graphics
Visual Effects
Video Editing
Sound Engg.
Sketching
Character
Animation



DADAR West
9930375161

ANDHERI West
9820936176

Matunga West
9833900330

Voted #1 Course

5.0
RATING



Trained over 11,877+ Students

9930375161 | 9833900330



"CLASSROOM TRAINING AVAILABLE"

DADAR & MATUNGA WEST CENTRE ADDRESS

DADAR & MATUNGA ADDRESS:

B/2, Vimal Udyog Bhavan, 1st Floor,
Nr BPL Mobile Off,
Opp. STARCITY (MOVIE TIME) Cinema,
7 Min Walk from MATUNGA (West) Station,
12 Min from Dadar W Stn. Mumbai-400016. 9833900110 / 9833900330



ANDHERI WEST CENTRE ADDRESS

ANDHERI WEST ADDRESS:

PEARL PLAZA, 7th Floor, Office No.704,
Masjid Gali, 1 Minute from Station.
JUST OUTSIDE ANDHERI WEST STATION.
NEXT to new Mc-Donald. Call 9324347326



100%
Practical
Training
on Live
Projects



CALL FOR EARLY BIRD OFFER

9833900330 / 9930375161

www.3danimationinstitute.com



Master Diploma in Graphic Designing [MDGD-PRO]

**Adobe Photoshop | Adobe Illustrator | Adobe In-Design |
Adobe Dimension | CorelDRAW | Digital Art | Portfolio |**



Other Courses



DOWNLOAD

1 Year Master Graphic Designing PRO Diploma

DOWNLOAD

Motion Graphics: After Effects, VFX & Video Editing



DOWNLOAD

UI/UX Designing Course 4 Months



DOWNLOAD

Web Designing Course (14 Modules)

DOWNLOAD

Digital Marketing + Graphic Designing

www.graphicdesigningcourses.in



CERTIPOINT
AUTHORIZED TESTING CENTER

www.certipoint.in

